

Title: **FY2005 to FY 2008 Petroleum Revenue**

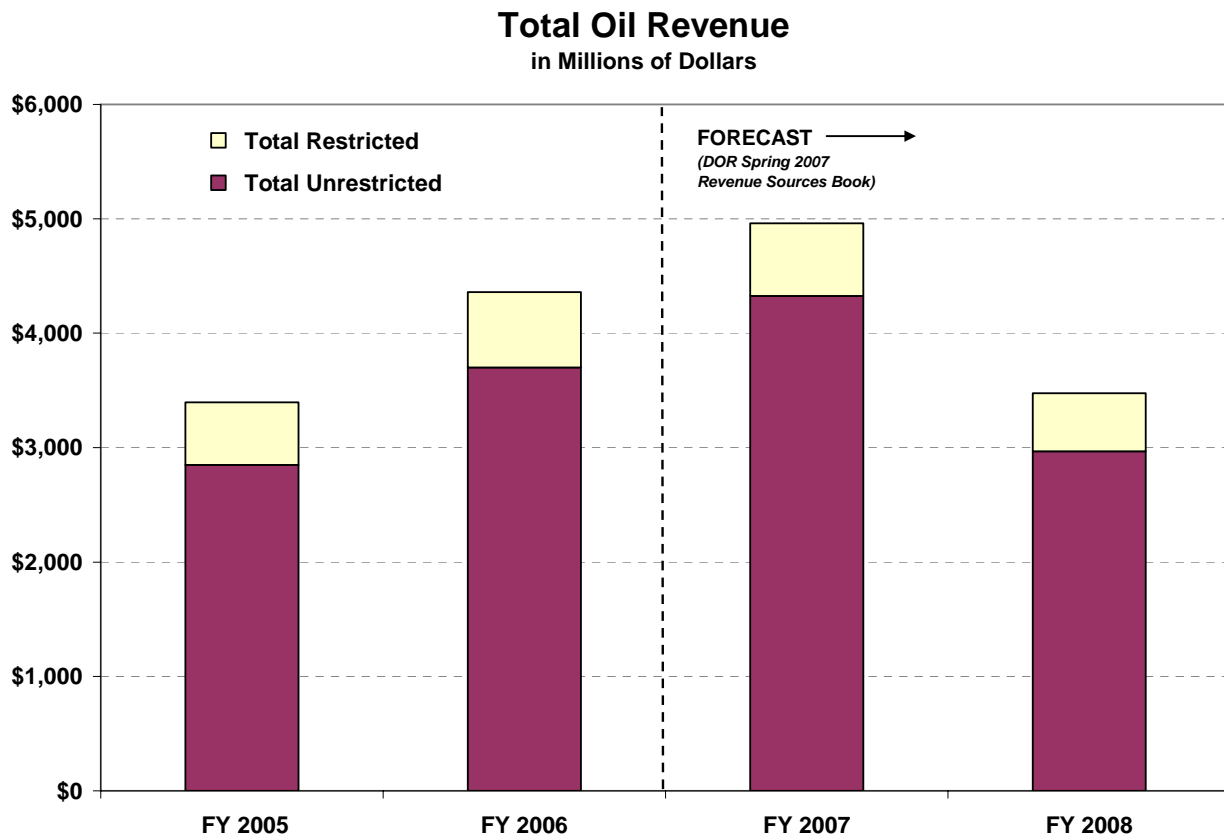
Data Sources: Alaska Department of Revenue, Tax Division  
FY 2005 & FY 2006 from DOR historical database  
FY 2007 Preliminary estimates  
FY 2008 forecast from the Spring 2007 *Revenue Sources Book*

Prepared by: Jennifer Duval, Economist  
[jennifer.duval@alaska.gov](mailto:jennifer.duval@alaska.gov)

Date: October 23, 2007

Purpose: Request by Senator Huggins

Notes: Dollar amounts are millions of nominal dollars



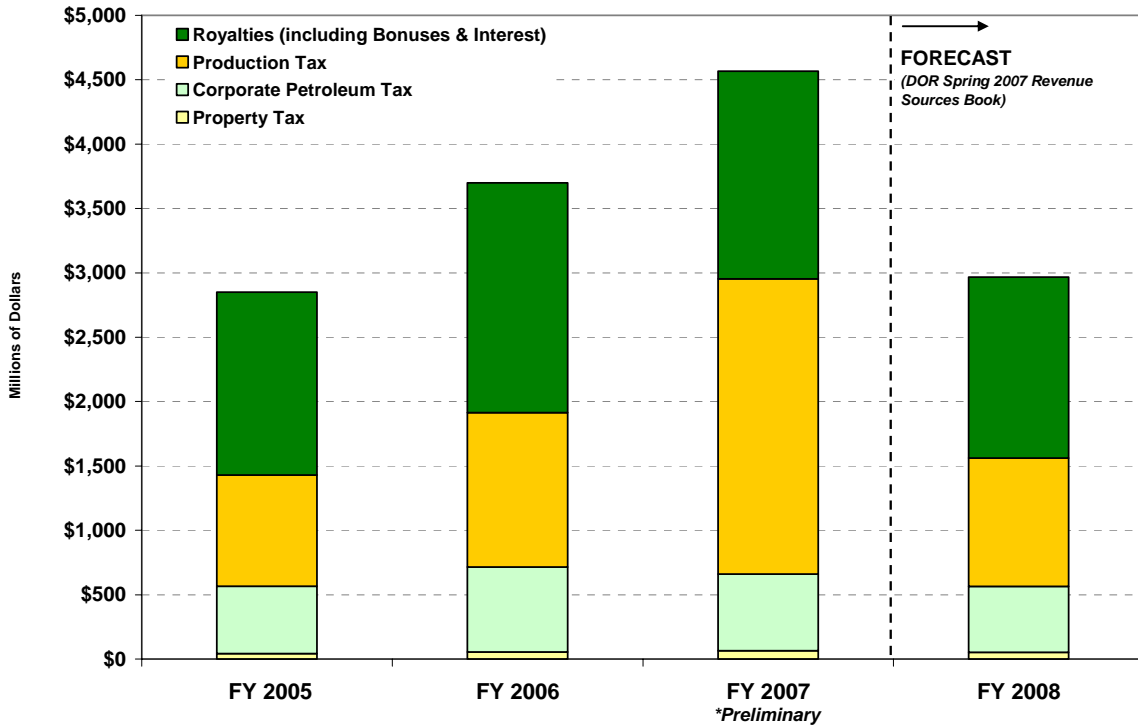
## Historical and Forecast Oil Revenues FY 2005 - FY 2008

Source: DOR Spring 2007 Revenue Sources Book

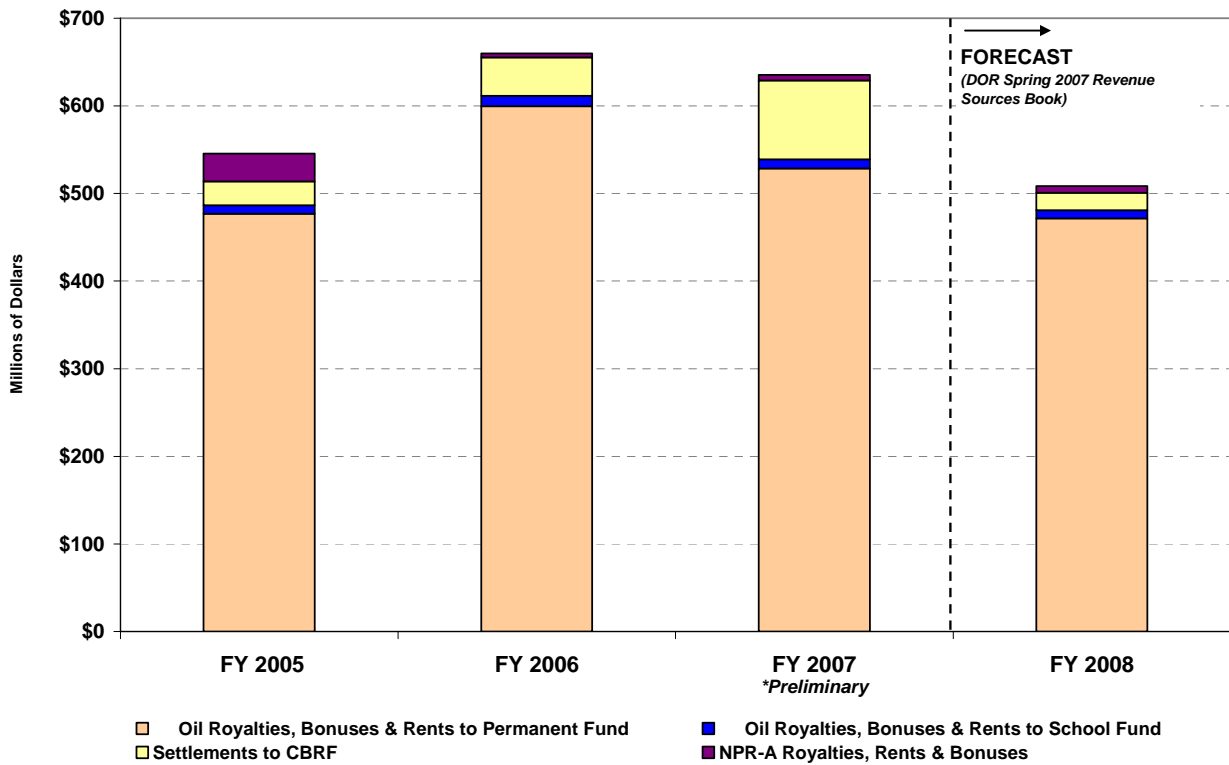
<i>in Millions of Dollars</i>	ACTUAL FY 2005	ACTUAL FY 2006	PRELIM ACTUAL FY 2007 (10/22/07)	SPR 07 FORECAST FY 2008
<b>Unrestricted</b>				
Property Tax	42.5	54.5	65.6	53.2
Corporate Petroleum Tax	524.0	661.1	594.4	512.1
Oil & Gas Production	854.9	1,191.7	2,282.2	983.1
Oil & Gas Hazardous Release	8.3	7.8	10.1	12.3
Production Tax	863.2	1,199.5	2,292.3	995.4
Mineral Bonuses & Rents	17.4	11.6	22.2	14.8
Oil and Gas Royalties	1401.1	1772.2	1,583.8	1,390.3
Interest	1.4	0.3	7.0	1.4
Royalties (including Bonuses & Interest)	1419.9	1784.1	1,613.0	1406.4
<b>Total Unrestricted</b>	<b>2,849.6</b>	<b>3,699.2</b>	<b>4,565.3</b>	<b>2967.10</b>
Year-over-Year change	795.5	849.6	866.1	-1,598.2
Year-over-Year % change	38.7%	29.8%	23.4%	-35.0%
<b>Restricted</b>				
Oil Royalties, Bonuses & Rents to Permanent Fund	476.9	599.5	535.0	471.5
Oil Royalties, Bonuses & Rents to School Fund	9.6	12	10.6	9.4
Royalties to Permanent Fund & School Fund + Bonuses & Interest	486.5	611.5	545.7	480.9
Settlements to CBRF	27.4	43.7	113.6	20
NPR-A Royalties, Rents & Bonuses	31.6	4.5	12.8	7.6
<b>Total Restricted</b>	<b>545.5</b>	<b>659.7</b>	<b>672.1</b>	<b>508.5</b>
<b>Total Oil</b>	<b>3,395.1</b>	<b>4,358.9</b>	<b>5,237.4</b>	<b>3,475.6</b>

<b>Percent of Total Oil</b>	FY 2005	FY 2006	FY 2007	FY 2008
Property Tax	1.3%	1.3%	1.3%	1.5%
Corporate Petroleum Tax	15.4%	15.2%	11.3%	14.7%
Oil & Gas Production	25.2%	27.3%	43.6%	28.3%
Oil & Gas Hazardous Release	0.2%	0.2%	0.2%	0.4%
Production Tax	25.4%	27.5%	43.8%	28.6%
Mineral Bonuses & Rents	0.5%	0.3%	0.4%	0.4%
Oil and Gas Royalties	41.3%	40.7%	30.2%	40.0%
Interest	0.0%	0.0%	0.1%	0.0%
Royalties (including Bonuses & Interest)	41.8%	40.9%	30.8%	40.5%
<b>Total Unrestricted</b>	<b>83.9%</b>	<b>84.9%</b>	<b>87.2%</b>	<b>85.4%</b>
<b>Restricted</b>				
Oil Royalties, Bonuses & Rents to Permanent Fund	14.0%	13.8%	10.2%	13.6%
Oil Royalties, Bonuses & Rents to School Fund	0.3%	0.3%	0.2%	0.3%
Royalties to Permanent Fund & School Fund + Bonuses & Interest	14.3%	14.0%	10.4%	13.8%
Settlements to CBRF	0.8%	1.0%	2.2%	0.6%
NPR-A Royalties, Rents & Bonuses	0.9%	0.1%	0.2%	0.2%
<b>Total Restricted</b>	<b>16.1%</b>	<b>15.1%</b>	<b>12.8%</b>	<b>14.6%</b>
<b>Total Oil</b>	<b>100%</b>	<b>100%</b>	<b>100%</b>	<b>100%</b>

### Unrestricted Oil Revenue by Category FY 2005 to FY 2008

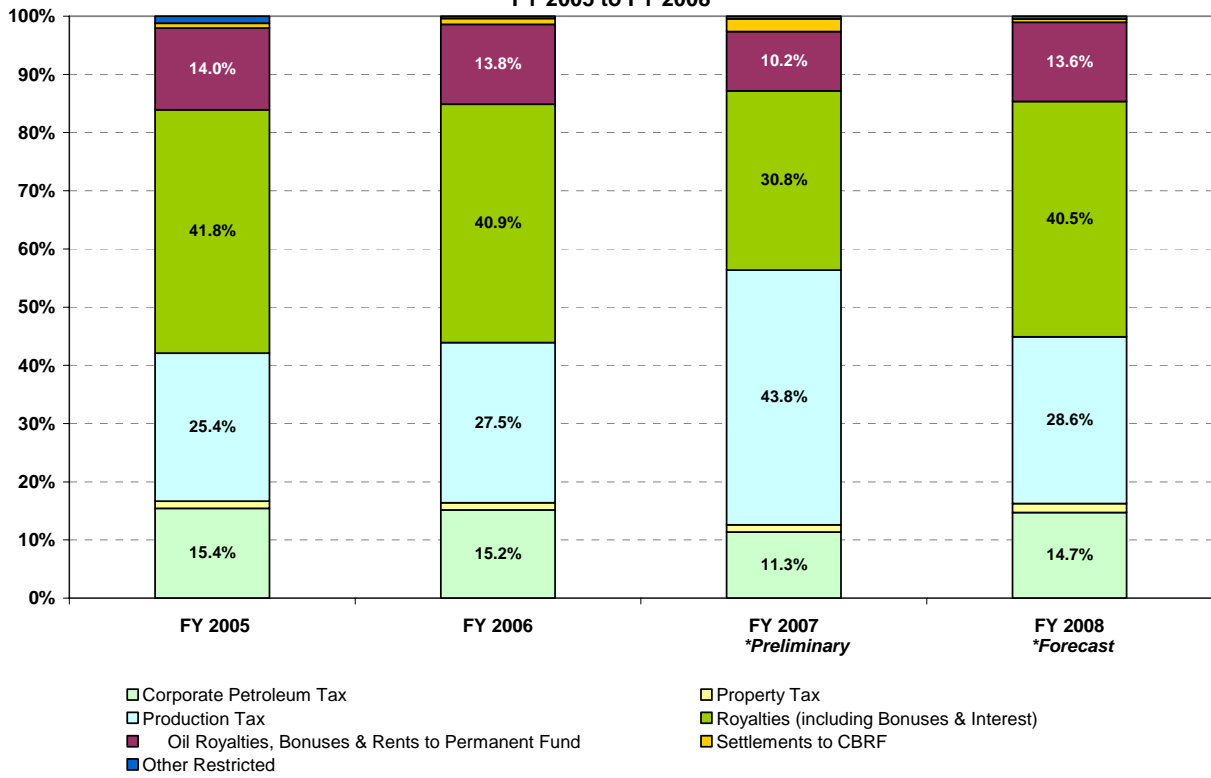


### Restricted Oil Revenue FY 2005 to FY 2008

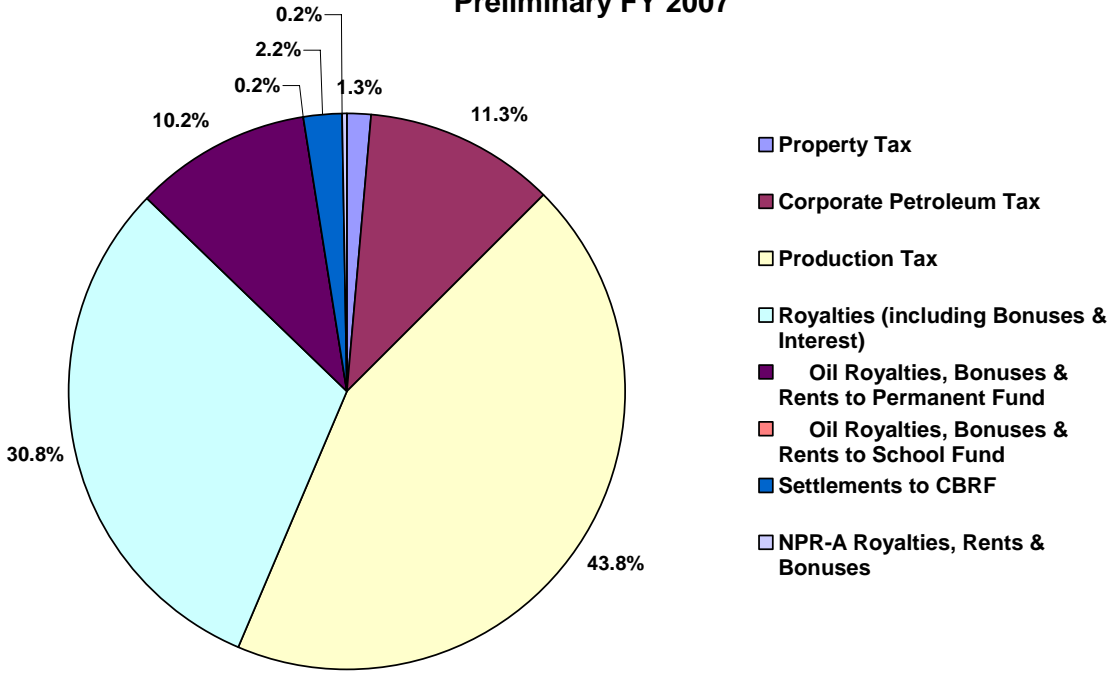


## Percent Distribution of Total Oil Revenues by Year

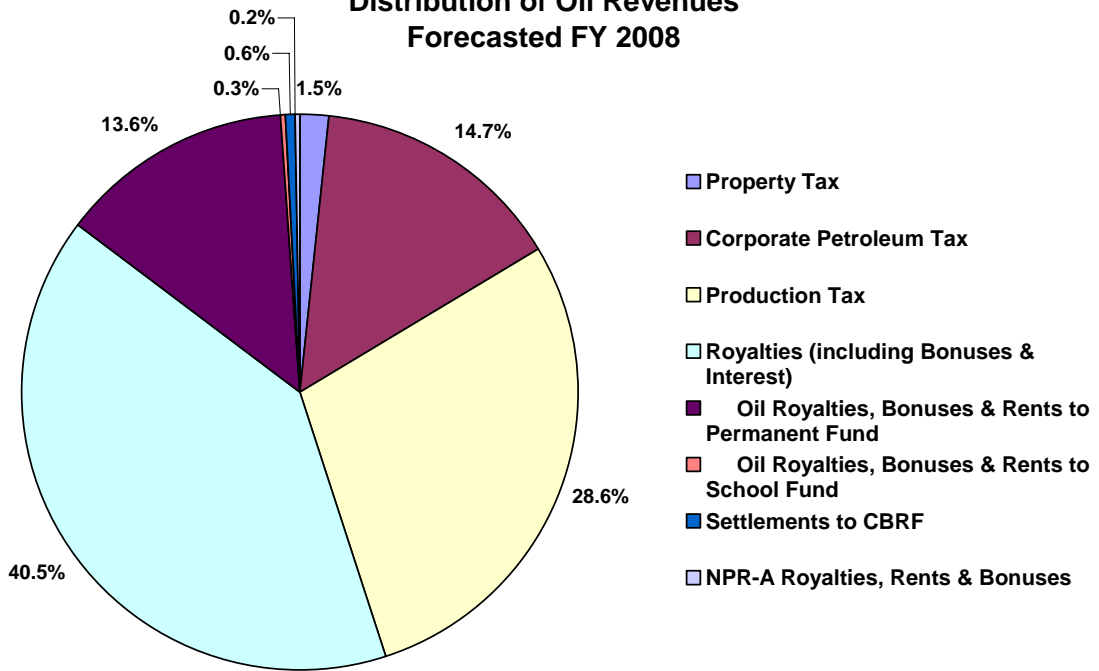
FY 2005 to FY 2008



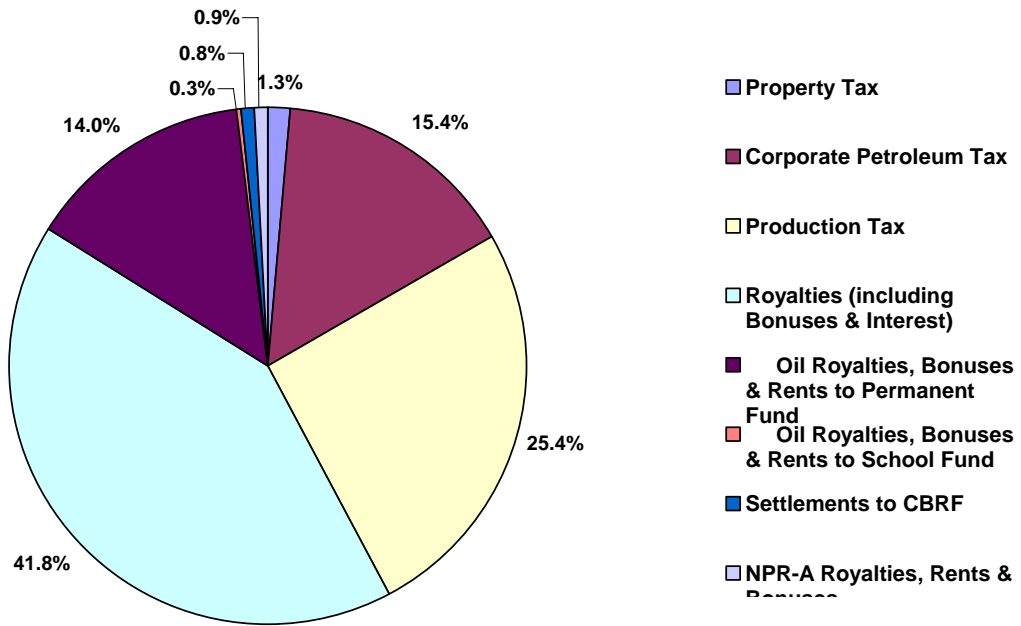
**Distribution of Oil Revenues  
Preliminary FY 2007**



**Distribution of Oil Revenues  
Forecasted FY 2008**



### Distribution of Oil Revenues FY 2005



### Distribution of Oil Revenues FY 2006

