

Tax Rates and Progressivity

November 8, 2007

Barry Pulliam
Senior Economist
Econ One Research

5th Floor
1101 Pennsylvania Avenue, N.W.
Washington, D.C. 20004
202 835 2226

Suite 100
555 University Avenue
Sacramento, California 95825
916 576 0366

5th Floor
601 W 5th Street
Los Angeles, California 90071
213 624 9600

Suite 2825
Three Allen Center
333 Clay Street
Houston, Texas 77002
713 228 2700

Suite 230
106 E 6th Street
Austin, Texas 78701
512 476 3711



Key Fiscal Terms

Production Taxes Under Current & Proposed Systems

Tax Rate:

$$\begin{aligned} & \text{Base Rate} \\ & + \\ & \text{Progressivity Rate} \\ & = \\ & \text{Total Tax Rate} \end{aligned}$$

Applied to:

Taxable Value

Key Fiscal Terms

Production Taxes Under Current & Proposed Systems

Taxable Value:

- **Gross Sales Price (West Coast)**
less
- **Transportation Costs from Wellhead**
=
- **Gross Wellhead Value**
less
- **Operating Costs (All Barrels),**
- **Capital Costs (All Barrels)**
=
- **Net Taxable Value**

Key Fiscal Terms

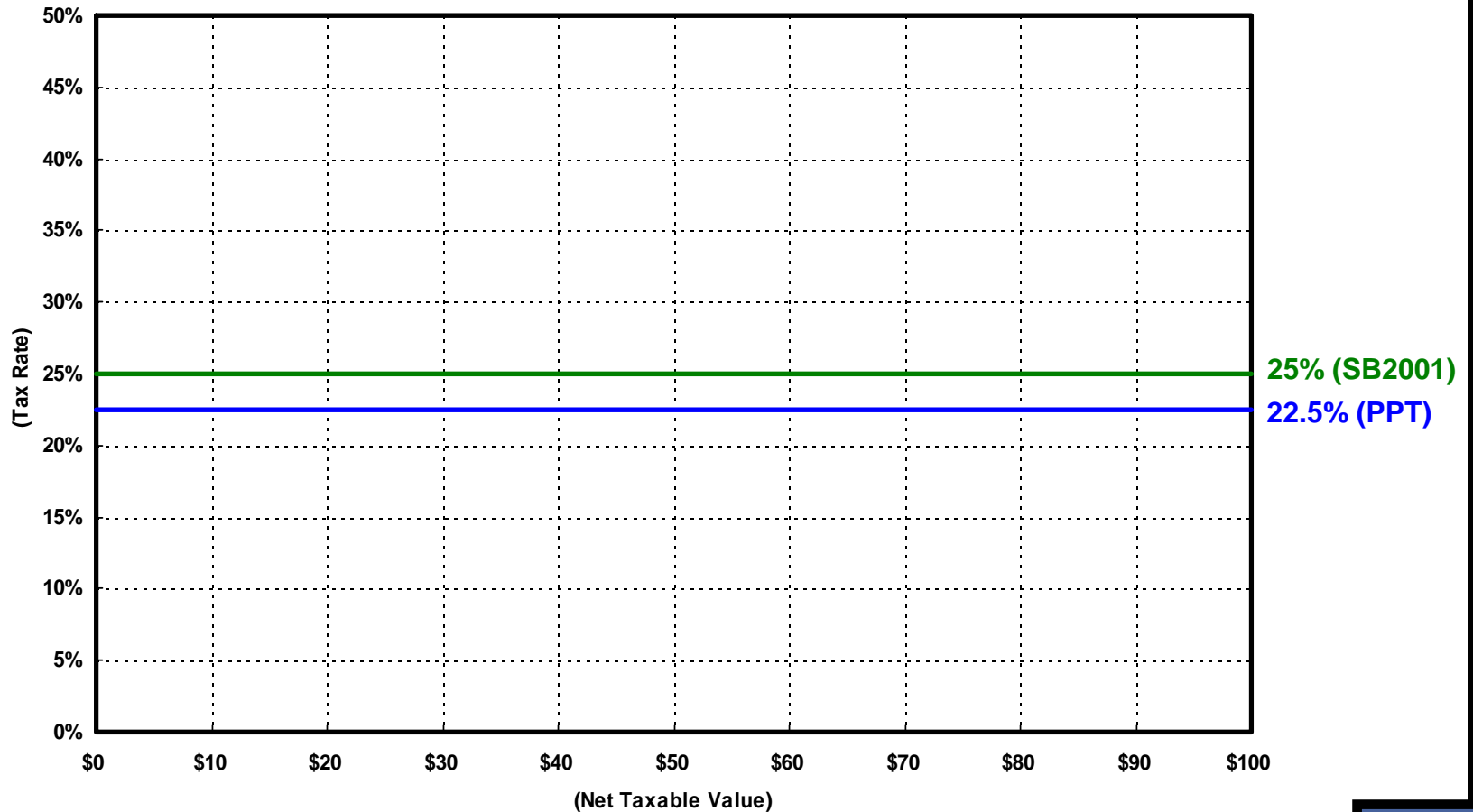
Production Taxes Under Current & Proposed Systems

Other Items:

- Floor
- Capital Credits
- TIE Credits
- Small Producer Credits
- Exploration Credits (EIC)

Base Tax Rate

- Applied to Taxable Value at All Price Levels



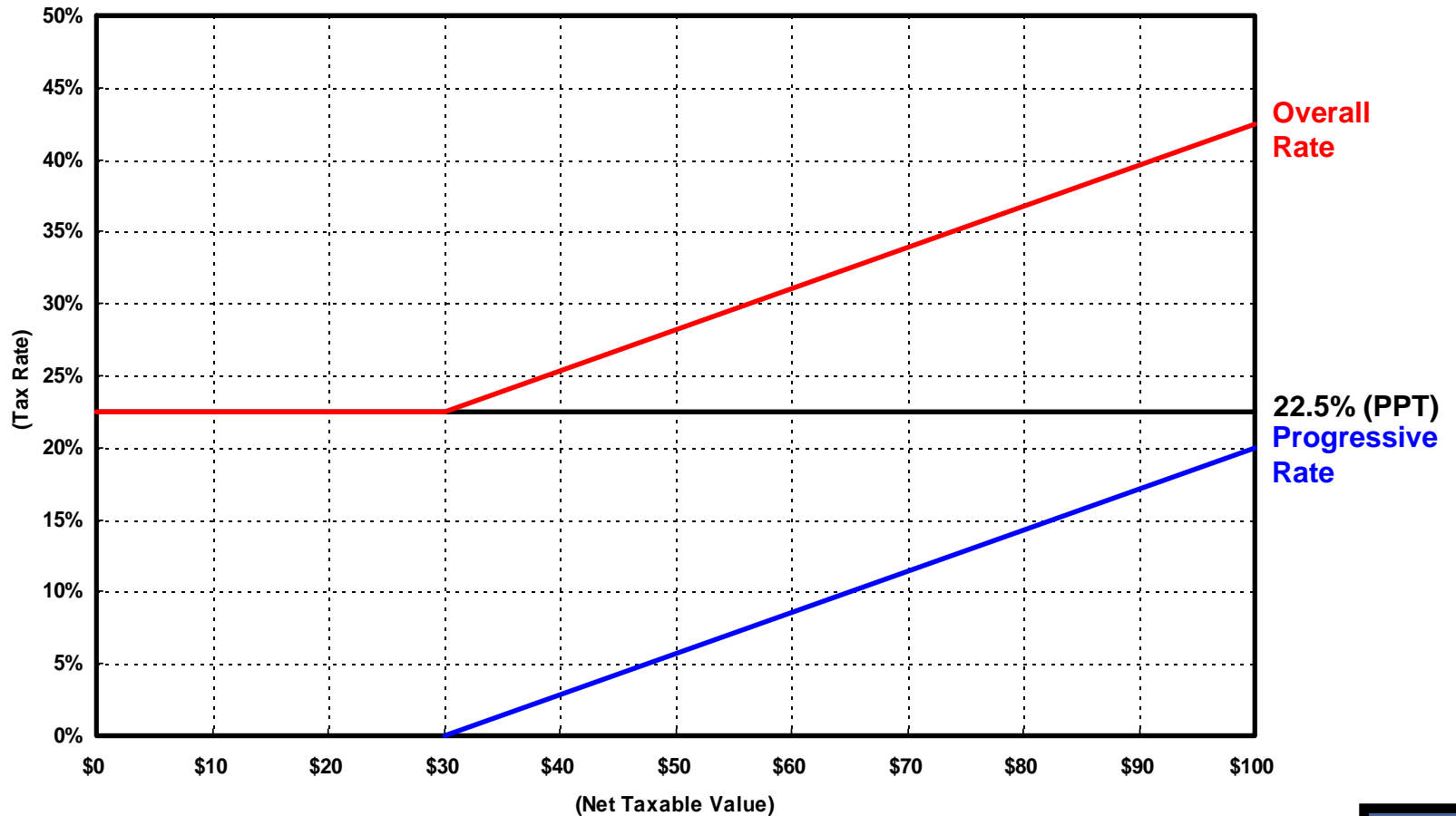
- It Does Not Vary with Prices

Progressive Tax

	<u>PPT</u>	<u>SB2001</u>
• Trigger Level	\$40(Net)	\$30(Net)
• Slope	0.25% per Dollar	0.20% per Dollar
• Gross or Net Value	Net	Net

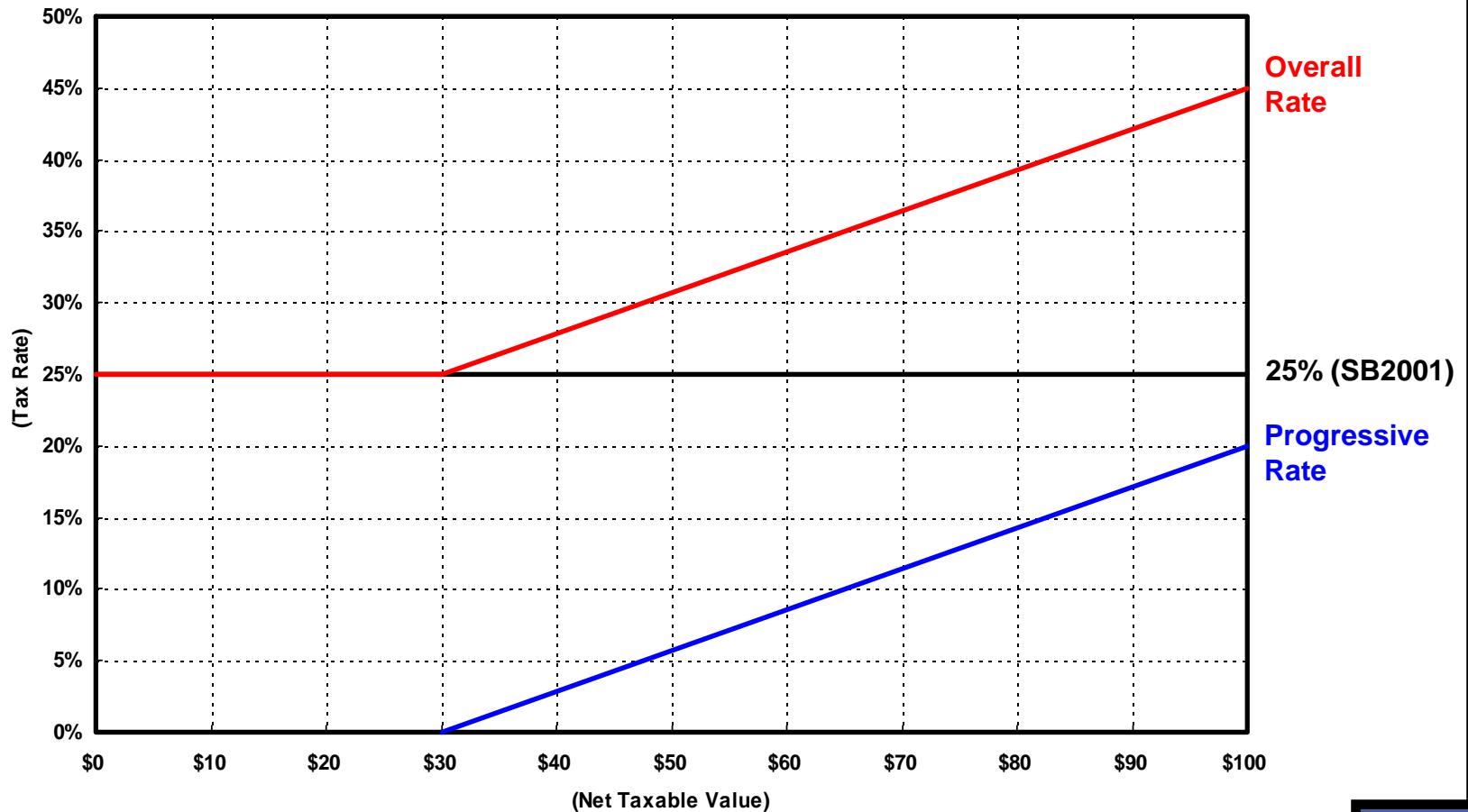
Progressive Tax

- Example of Progressive Tax Under Current & Proposed Systems



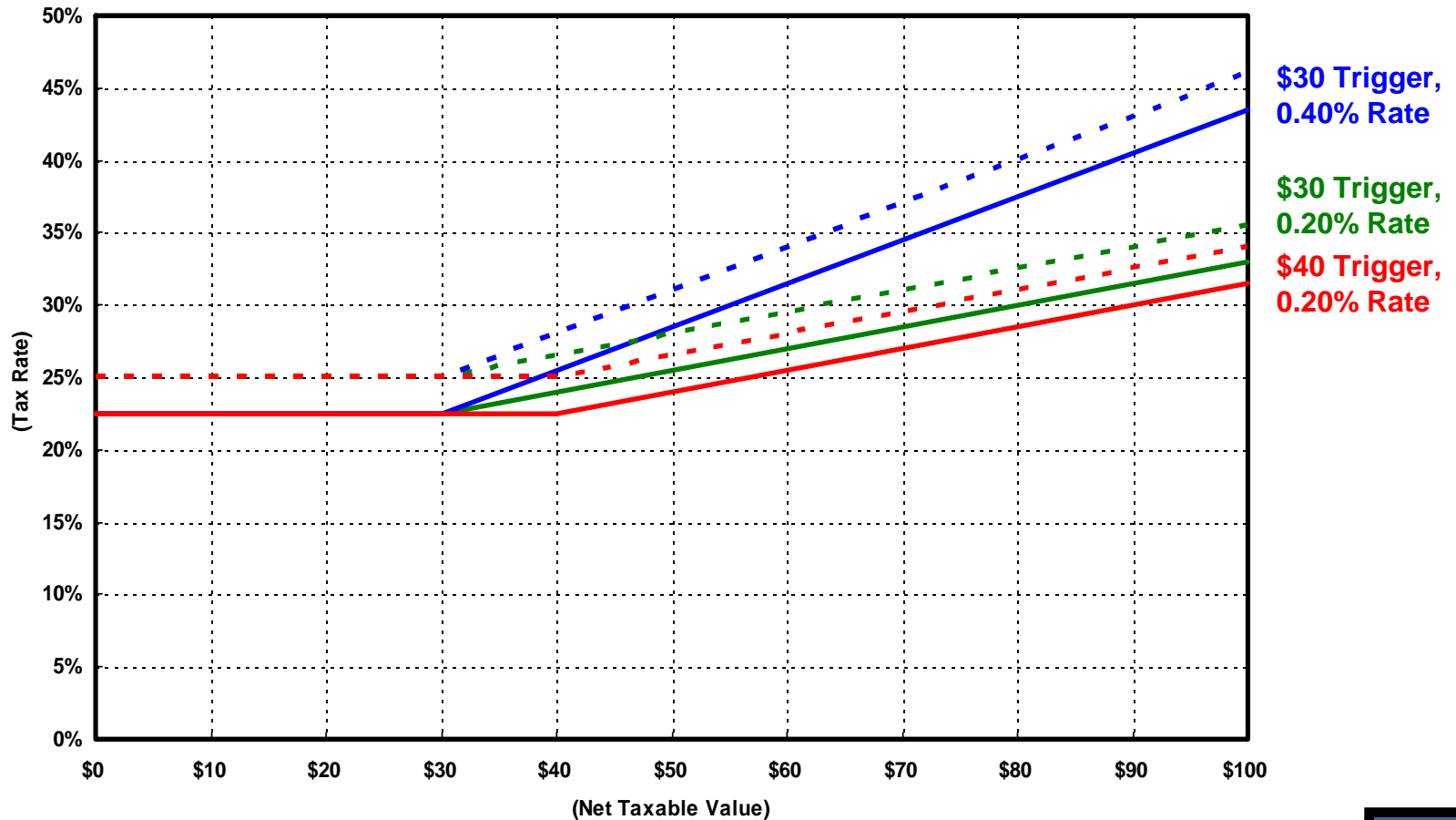
Progressive Tax

- Example of Progressive Tax Under Current & Proposed Systems

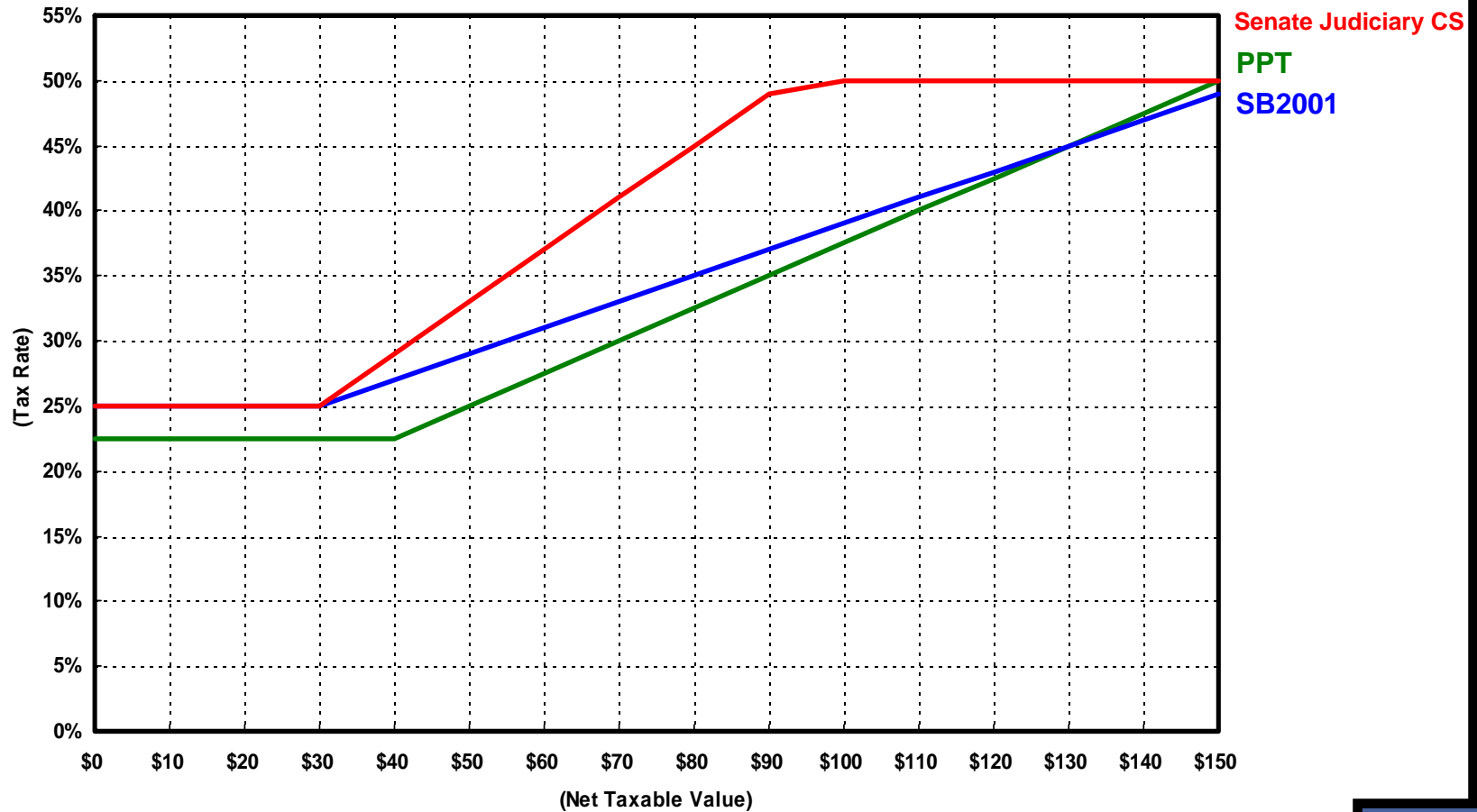


Progressive Tax & Impact on Overall Tax Rate

- At 22.5% and 25% Tax Rates

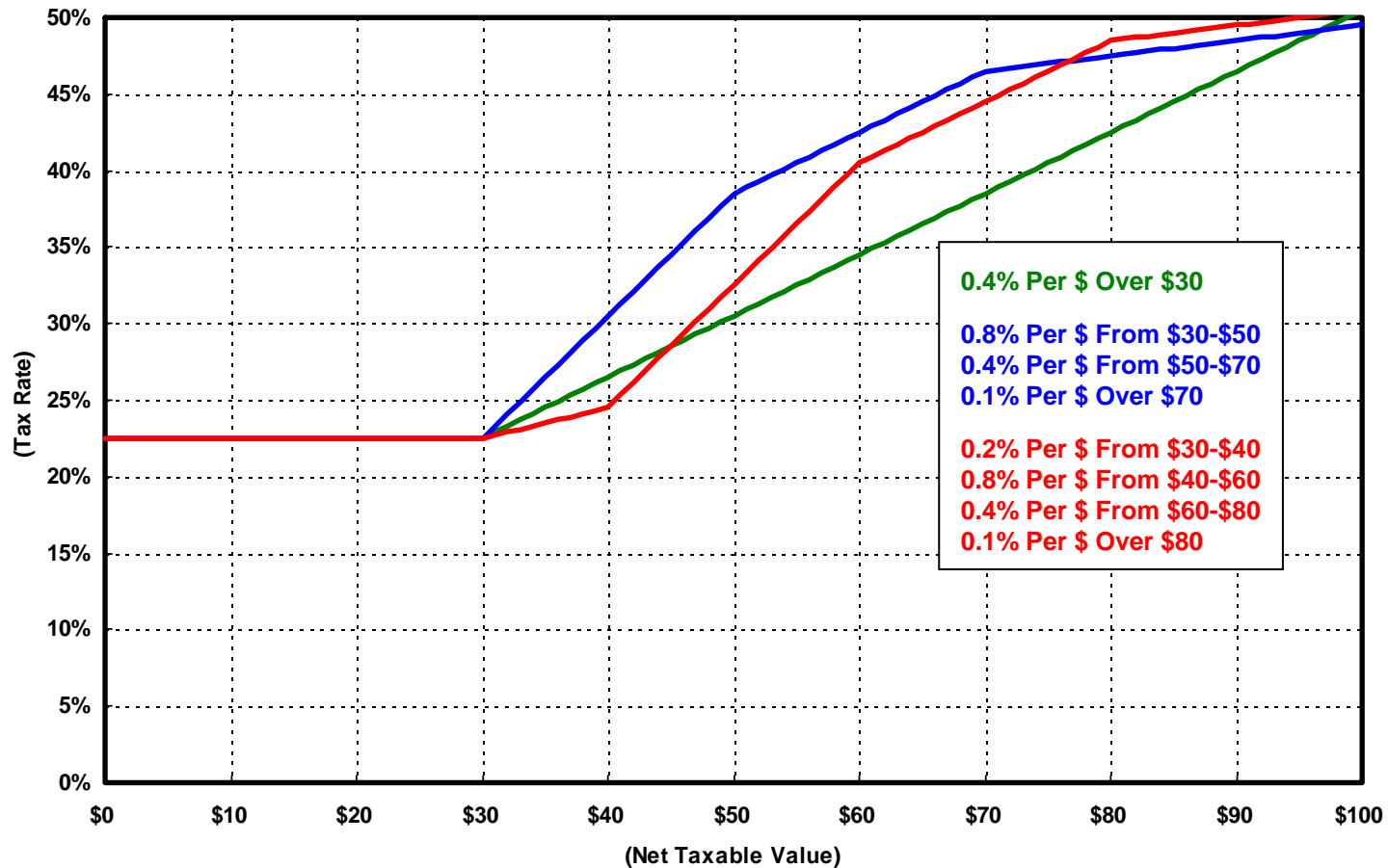


Overall Tax Rates: PPT, SB2001 and Senate Judiciary CS

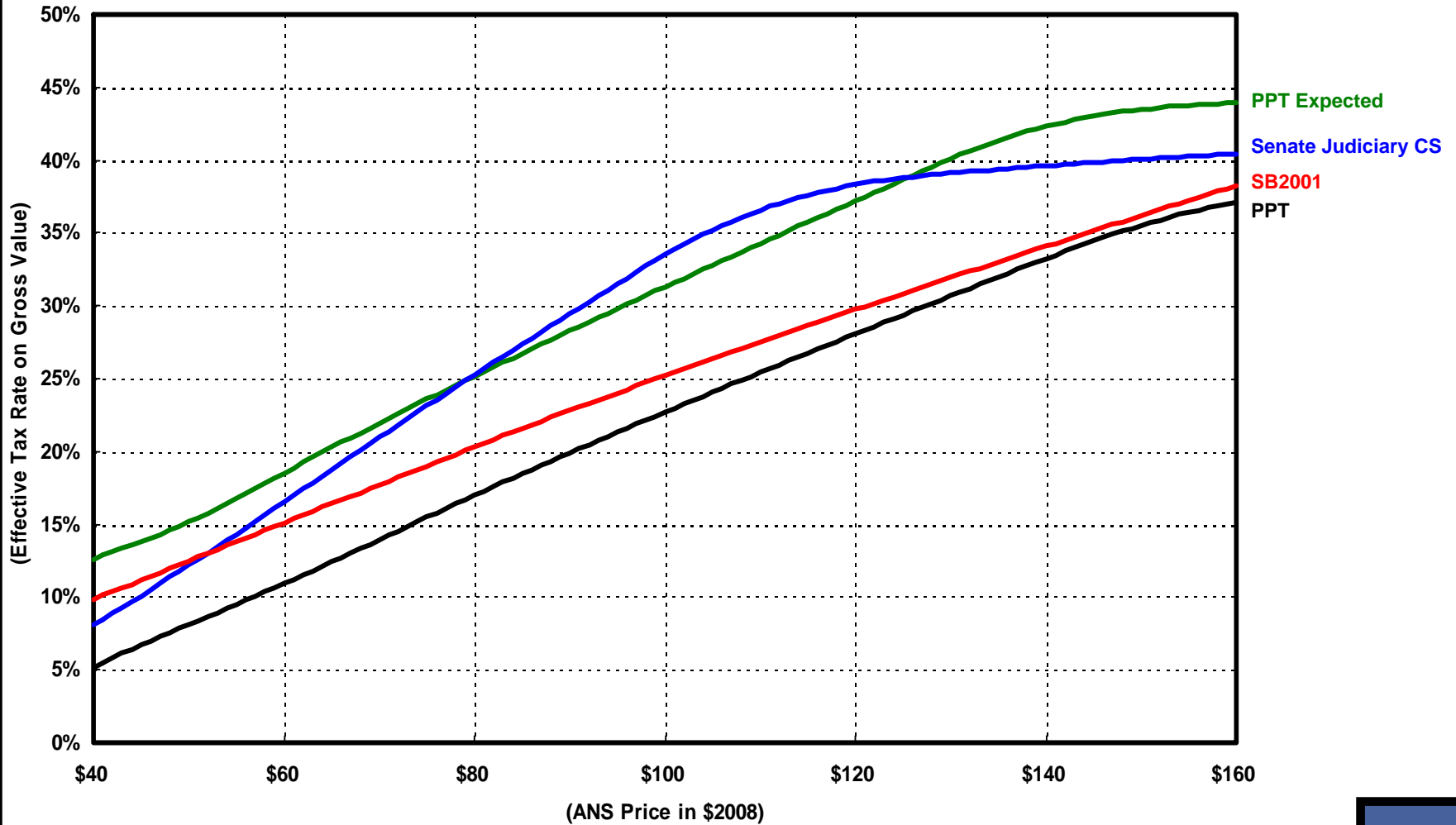


Progressive Tax & Impact on Overall Tax Rate

- Assume a 22.5% Tax Rate



Estimated Average Effective Tax Rate on Gross Taxable Value at Various West Coast ANS Price Levels (FY 2008-2014)



Note: Volumes per DOR's Fiscal Note to HB 2001 (as of November 7, 2007).

PPT Expected: PPT using costs per Fiscal Note to HB 3001.

Senate Judiciary: SB2001 using 0.4% progressivity rate, 50% overall cap, TIE credit 2Q06-2007 for new producers, does not include TAPS adjustment.

Estimated Average Effective Tax Rate, Government Shares and Revenue Impacts at Various West Coast ANS Price Levels (FY 2008-2014)

Average ANS West Coast Price in Real 2008 Dollars:	\$40.00	\$60.00	\$80.00	\$100.00	\$120.00	\$140.00	\$160.00
Effective Tax Rate on Gross Taxable Value (Percent)							
PPT	5.1%	10.9%	17.0%	22.7%	28.1%	33.2%	37.2%
SB 2001	9.9%	15.1%	20.3%	25.2%	29.7%	34.1%	38.2%
Senate Judiciary CS	8.1%	16.5%	25.3%	33.5%	38.3%	39.6%	40.4%
PPT (Expected)	12.6%	18.5%	25.2%	31.3%	37.2%	42.3%	43.9%
Total Government Share of Net Cash (Percent)							
PPT	60.5%	60.6%	62.7%	65.3%	67.8%	70.4%	72.2%
SB 2001	64.5%	63.5%	64.9%	66.8%	68.8%	70.9%	72.9%
Senate Judiciary CS	63.0%	64.5%	68.1%	72.0%	74.1%	74.2%	74.2%
PPT (Expected)	60.4%	61.7%	64.4%	67.1%	69.9%	72.3%	72.9%
Marginal Government Share of Net Cash (Percent)							
PPT	58.9%	63.7%	70.7%	75.9%	81.0%	86.2%	78.9%
SB 2001	59.7%	65.4%	70.7%	75.1%	79.3%	83.5%	84.9%
Senate Judiciary CS	61.5%	71.9%	80.3%	86.4%	77.5%	74.2%	74.2%
PPT (Expected)	60.2%	68.3%	73.9%	79.4%	85.0%	81.0%	73.0%
Annual Average Tax Difference Above/(Below) PPT (Nominal \$M)							
SB 2001	\$423	\$587	\$635	\$608	\$493	\$287	\$423
Senate Judiciary CS	\$265	\$783	\$1,583	\$2,626	\$3,015	\$2,197	\$1,304
PPT (Expected)	\$665	\$1,067	\$1,566	\$2,088	\$2,682	\$3,132	\$2,688

Note: Volumes per DOR's Fiscal Note to HB 2001 (as of November 7, 2007).

PPT Expected: PPT using costs per Fiscal Note to HB 3001.

Senate Judiciary: SB2001 using 0.4% progressivity rate, 50% overall cap, TIE credit 2Q06-2007 for new producers, does not include TAPS adjustment.

Tax Floor Issues

PPT (Current Law)

**1-4% of Gross
Wellhead Value
(\$15 - \$25 WC ANS)**

SB2001 (Proposed)

**10% of Gross
Wellhead Value
(Prudhoe & Kuparuk)**

Senate Judiciary CS

**Same as
Current Law**

- **Presence of Higher Floor Introduces Regressivity at Lower Prices**
- **Is Like an Insurance Policy. What Does it Cost?**
- **What are State's Expectations as to ANS Prices?**