

Title: **FY2005 to FY 2008 Petroleum Revenue**

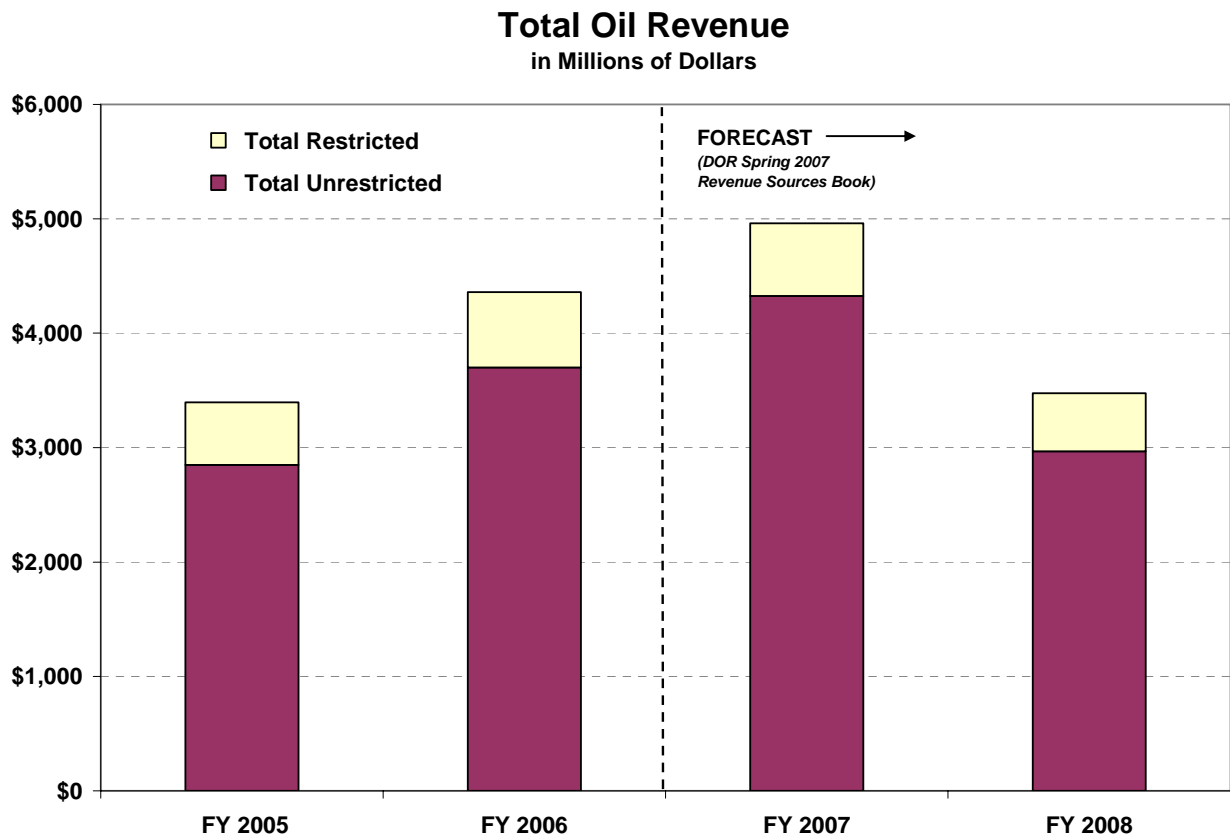
Data Sources: Alaska Department of Revenue, Tax Division
FY 2005 & FY 2006 from DOR historical database
FY 2007 Preliminary estimates
FY 2008 forecast from the Spring 2007 *Revenue Sources Book*

Prepared by: Jennifer Duval, Economist
jennifer.duval@alaska.gov

Date: October 23, 2007

Purpose: Request by Senator Huggins

Notes: Dollar amounts are millions of nominal dollars



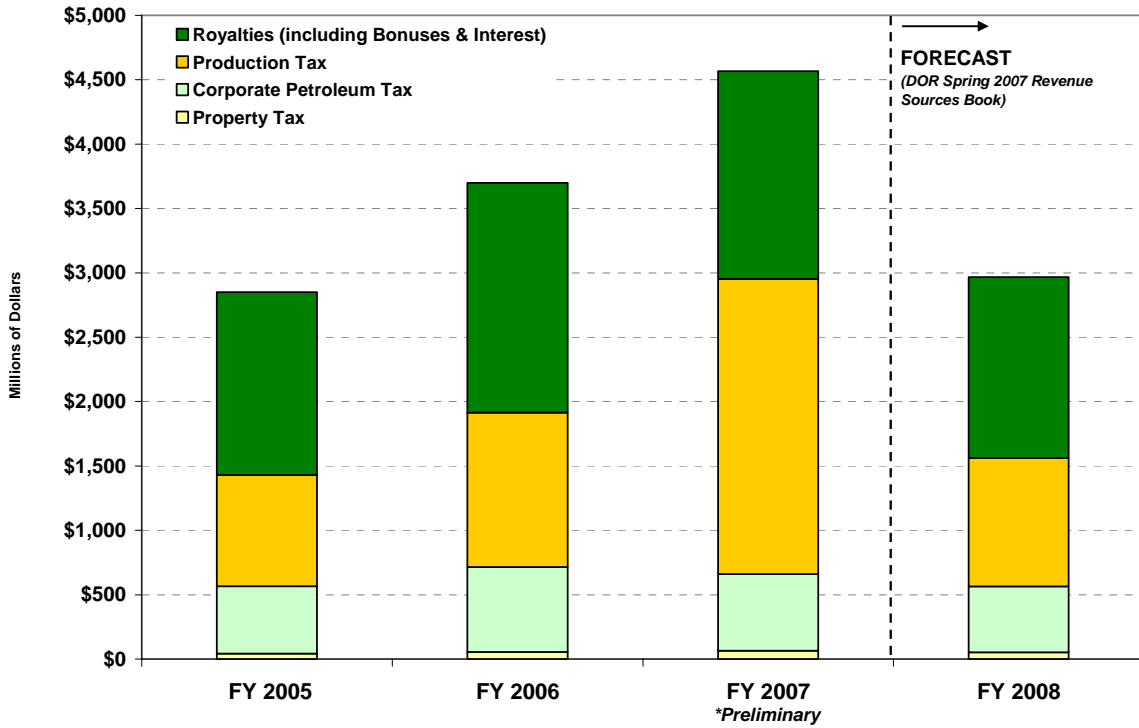
Historical and Forecast Oil Revenues FY 2005 - FY 2008

Source: DOR Spring 2007 Revenue Sources Book

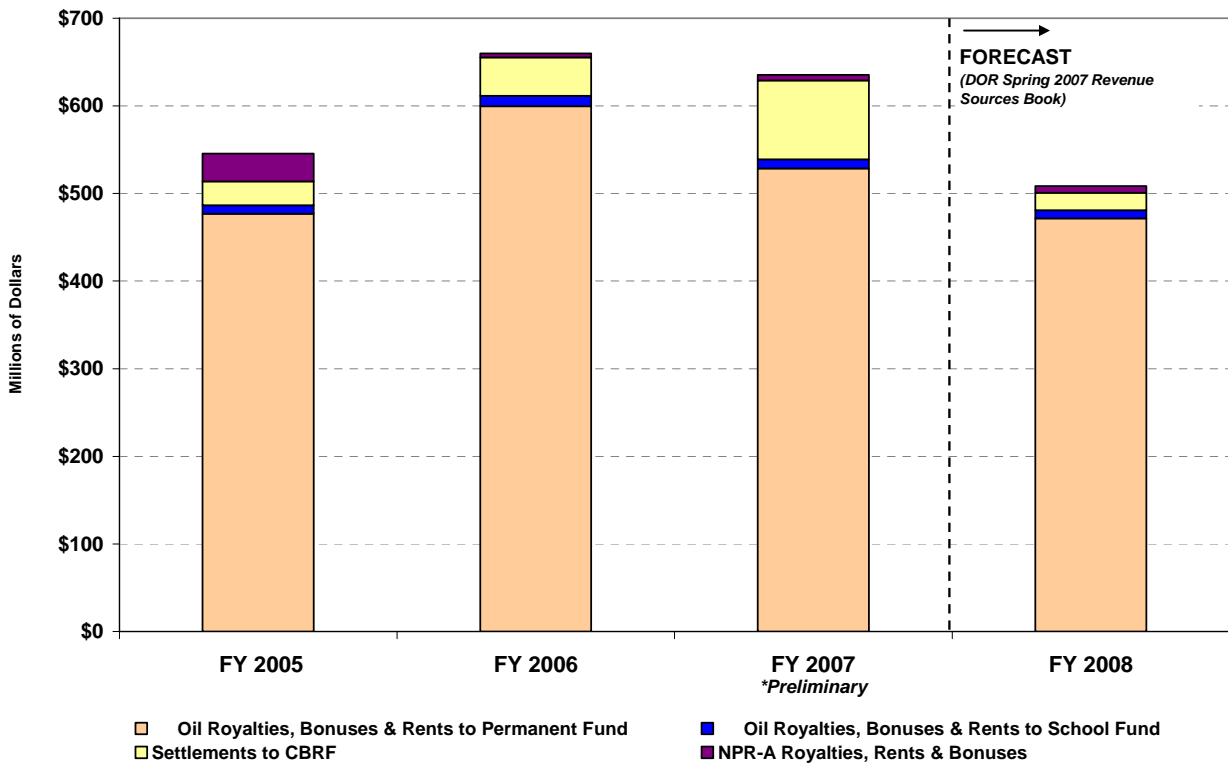
<i>in Millions of Dollars</i>	ACTUAL FY 2005	ACTUAL FY 2006	PRELIM ACTUAL FY 2007 (10/22/07)	SPR 07 FORECAST FY 2008
Unrestricted				
Property Tax	42.5	54.5	65.6	53.2
Corporate Petroleum Tax	524.0	661.1	594.4	512.1
Oil & Gas Production	854.9	1,191.7	2,282.2	983.1
Oil & Gas Hazardous Release	8.3	7.8	10.1	12.3
Production Tax	863.2	1,199.5	2,292.3	995.4
Mineral Bonuses & Rents	17.4	11.6	22.2	14.8
Oil and Gas Royalties	1401.1	1772.2	1,583.8	1,390.3
Interest	1.4	0.3	7.0	1.4
Royalties (including Bonuses & Interest)	1419.9	1784.1	1,613.0	1406.4
Total Unrestricted	2,849.6	3,699.2	4,565.3	2967.10
Year-over-Year change	795.5	849.6	866.1	-1,598.2
Year-over-Year % change	38.7%	29.8%	23.4%	-35.0%
Restricted				
Oil Royalties, Bonuses & Rents to Permanent Fund	476.9	599.5	535.0	471.5
Oil Royalties, Bonuses & Rents to School Fund	9.6	12	10.6	9.4
Royalties to Permanent Fund & School Fund + Bonuses & Interest	486.5	611.5	545.7	480.9
Settlements to CBRF	27.4	43.7	113.6	20
NPR-A Royalties, Rents & Bonuses	31.6	4.5	12.8	7.6
Total Restricted	545.5	659.7	672.1	508.5
Total Oil	3,395.1	4,358.9	5,237.4	3,475.6

Percent of Total Oil	FY 2005	FY 2006	FY 2007	FY 2008
Property Tax	1.3%	1.3%	1.3%	1.5%
Corporate Petroleum Tax	15.4%	15.2%	11.3%	14.7%
Oil & Gas Production	25.2%	27.3%	43.6%	28.3%
Oil & Gas Hazardous Release	0.2%	0.2%	0.2%	0.4%
Production Tax	25.4%	27.5%	43.8%	28.6%
Mineral Bonuses & Rents	0.5%	0.3%	0.4%	0.4%
Oil and Gas Royalties	41.3%	40.7%	30.2%	40.0%
Interest	0.0%	0.0%	0.1%	0.0%
Royalties (including Bonuses & Interest)	41.8%	40.9%	30.8%	40.5%
Total Unrestricted	83.9%	84.9%	87.2%	85.4%
Restricted				
Oil Royalties, Bonuses & Rents to Permanent Fund	14.0%	13.8%	10.2%	13.6%
Oil Royalties, Bonuses & Rents to School Fund	0.3%	0.3%	0.2%	0.3%
Royalties to Permanent Fund & School Fund + Bonuses & Interest	14.3%	14.0%	10.4%	13.8%
Settlements to CBRF	0.8%	1.0%	2.2%	0.6%
NPR-A Royalties, Rents & Bonuses	0.9%	0.1%	0.2%	0.2%
Total Restricted	16.1%	15.1%	12.8%	14.6%
Total Oil	100%	100%	100%	100%

Unrestricted Oil Revenue by Category FY 2005 to FY 2008

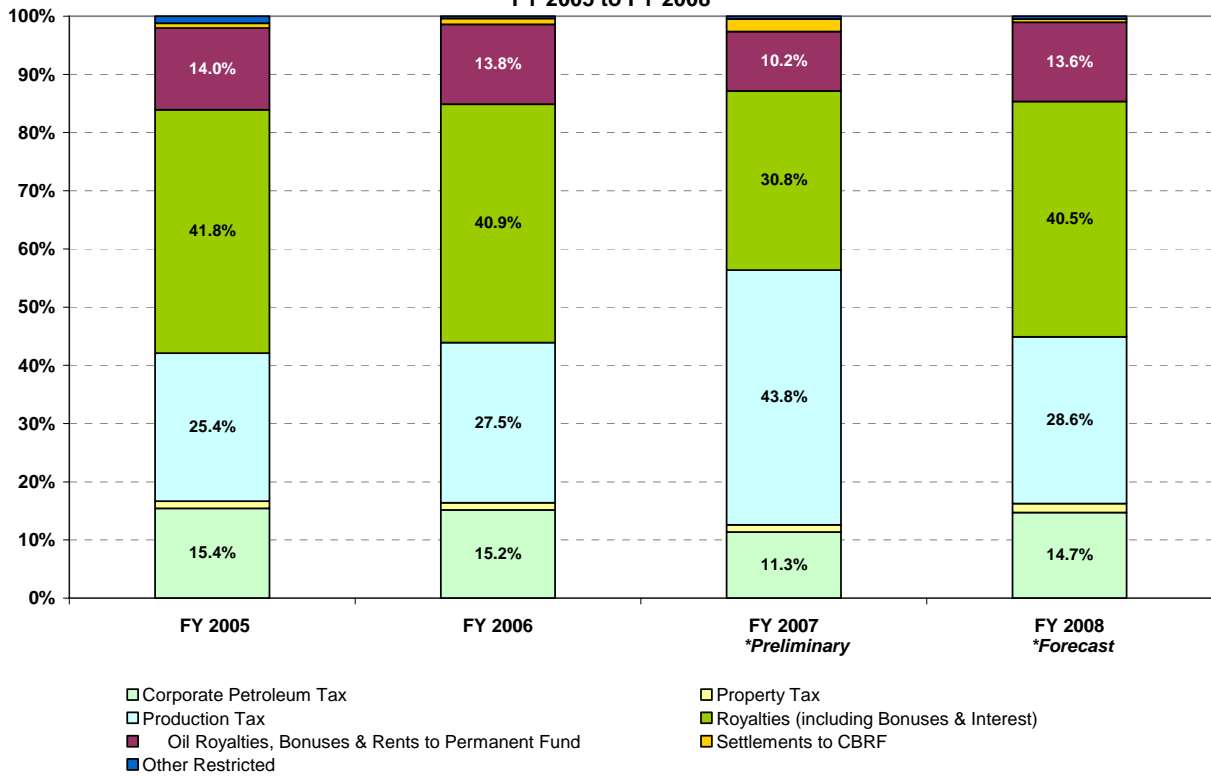


Restricted Oil Revenue FY 2005 to FY 2008

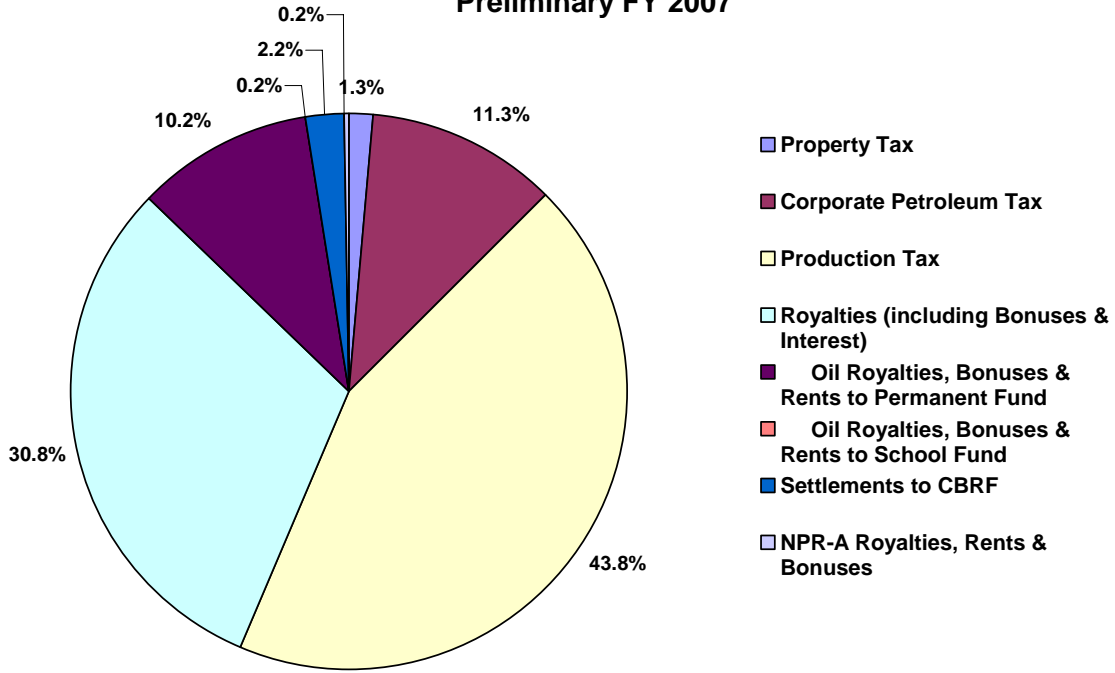


Percent Distribution of Total Oil Revenues by Year

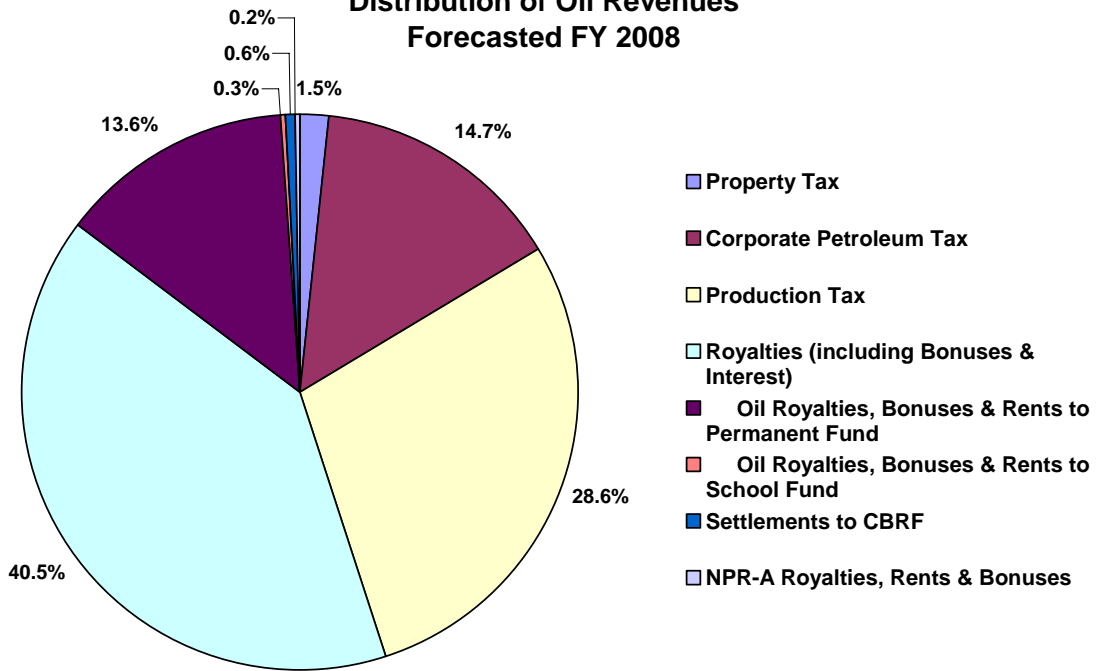
FY 2005 to FY 2008



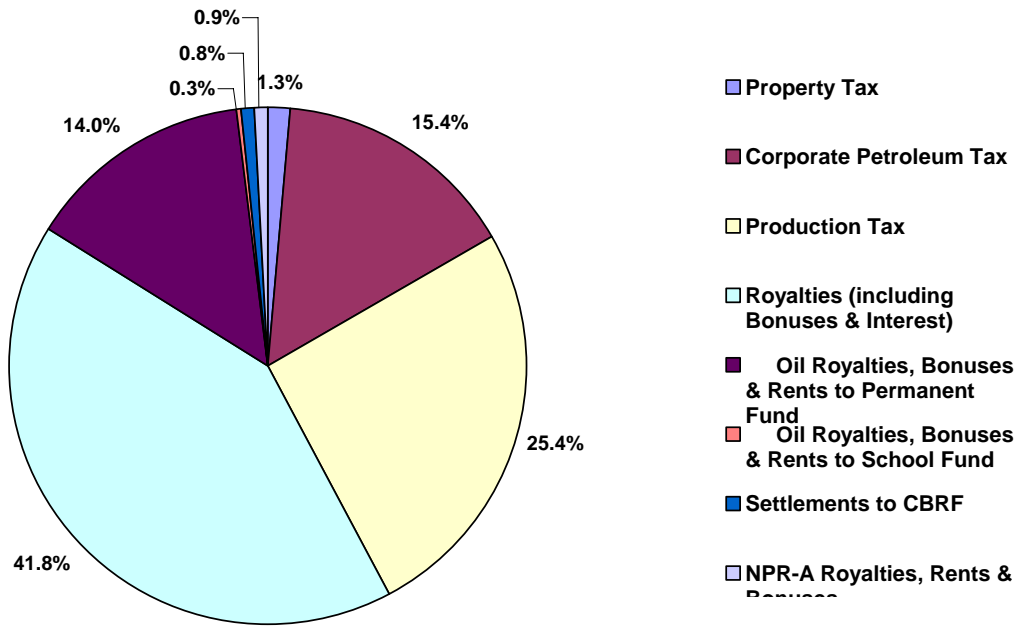
**Distribution of Oil Revenues
Preliminary FY 2007**



**Distribution of Oil Revenues
Forecasted FY 2008**



Distribution of Oil Revenues FY 2005



Distribution of Oil Revenues FY 2006

